



National Stock Exchange of India

“Wealth creators of the Nation”



The India Opportunity



\$3.85 Trillion GDP*

Estimated GDP growth rate of 6.4%



\$5.13 Trillion

Market Capitalization



US\$ 900+ Billion

FPI Assets Under Custody#



US\$ 1 Trillion*

FDI Assets Under Custody



US\$ 782 Billions

Domestic Mutual Funds Assets under Management



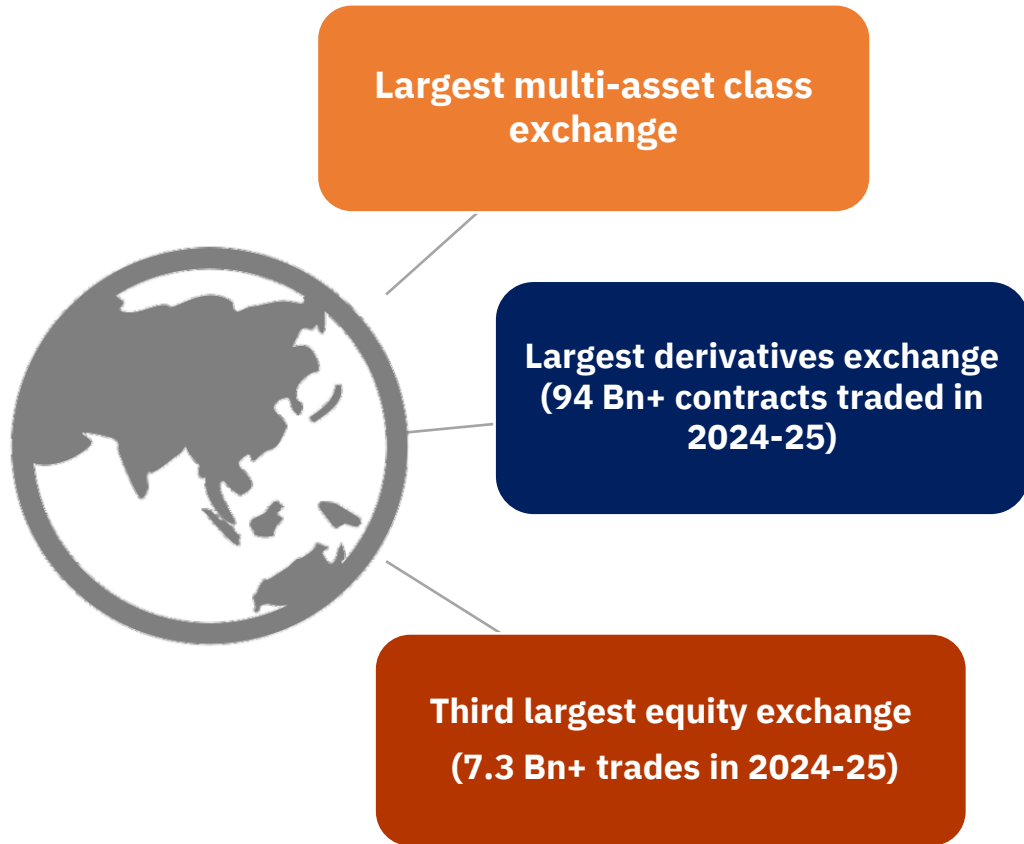
US\$ 640+ Billion

Foreign Exchange Reserves

*Includes equity inflow, reinvested earnings and other capital (April 2000 to September 2024)

#Across asset classes

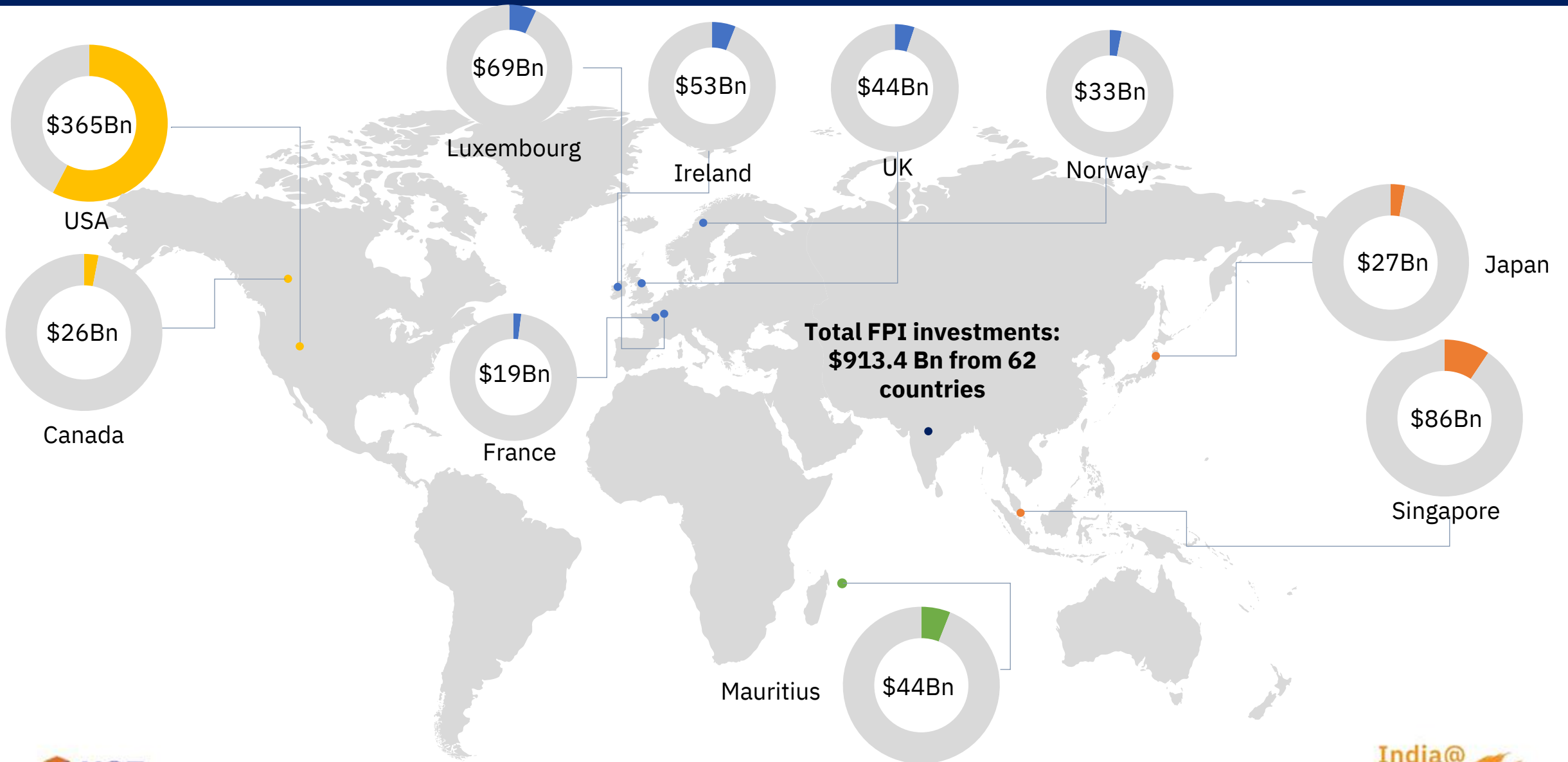
NSE footprints: NSE at Glance



1307	Trading Members
2673	Listed Companies
99.84%+	Pin codes covered of 19,300 Pin codes
62	Countries from where FPIs are registered
185Mn+	Demat accounts
US\$92.2Bn	Global passive AUM tracking Nifty indices

Market Share				
93.3%	99.9%	89.2%	94.2%	99.7%
EQ Cash	EQ Futures	EQ Options	FX Futures	FX Options

Top 10 Countries Investing in India



NSE's Multi Asset Product Portfolio

Primary Market

Initial Public Offer (IPO)

Electronic Bidding Platform (EBP)

Non-Competitive Bidding Platform

Sovereign Gold Bond

Equity Segment

Equity Shares – Mainboard & SME

Exchange Traded Funds

REITs and InvITs

Sovereign Gold Bond

Debt Segment

Bonds – (Gsec & Corporate)

CBRICS Reporting

Request For Quote (RFQ)

Tri Party Repo

Indices

Equity Indices

Fixed Income Indices

Multi Asset Class Indices

Thematic Indices

Equity Derivatives

Index Futures

Index Options

Single Stock Futures

Single Stock Options

Currency Derivatives

Currency Futures

Currency Options

Cross Currency Futures

Cross Currency Options

Interest Rate Derivatives

Interest Rate Futures (Gsec)

Interest Rate Options (Gsec)

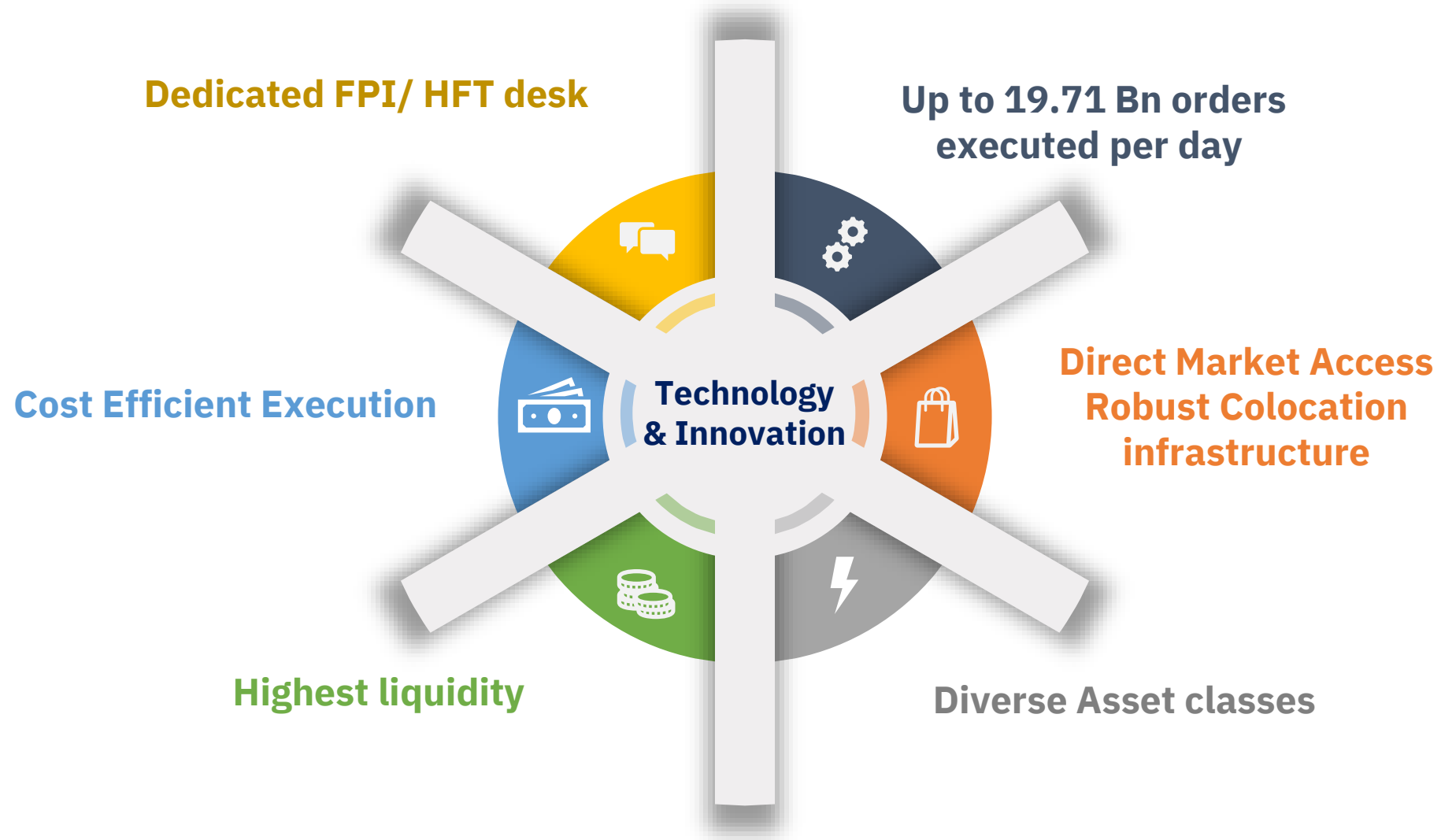
Commodity Derivatives

Bullion Futures & Options

Energy Futures & Options

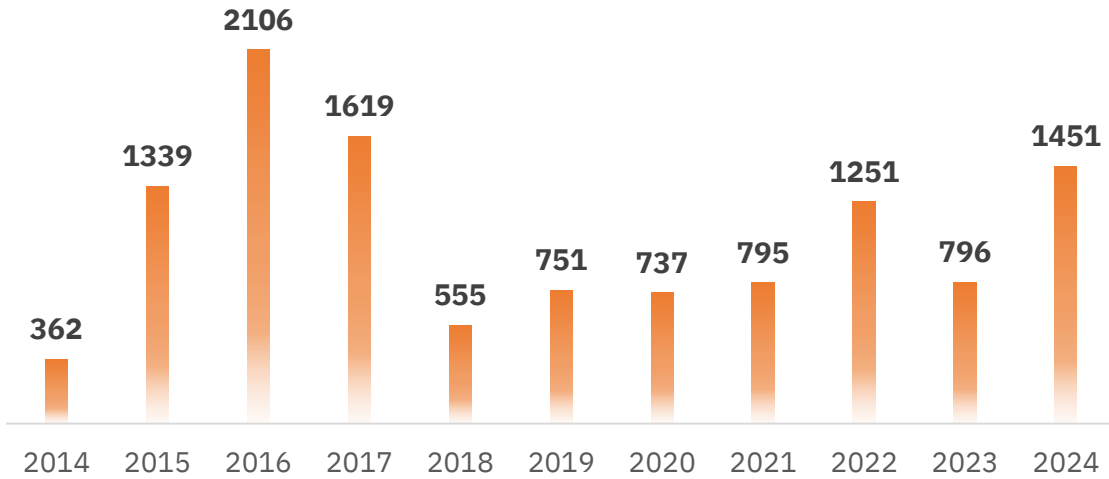
Base Metal Futures & Options

NSE's Core Strength - Key Differentiators

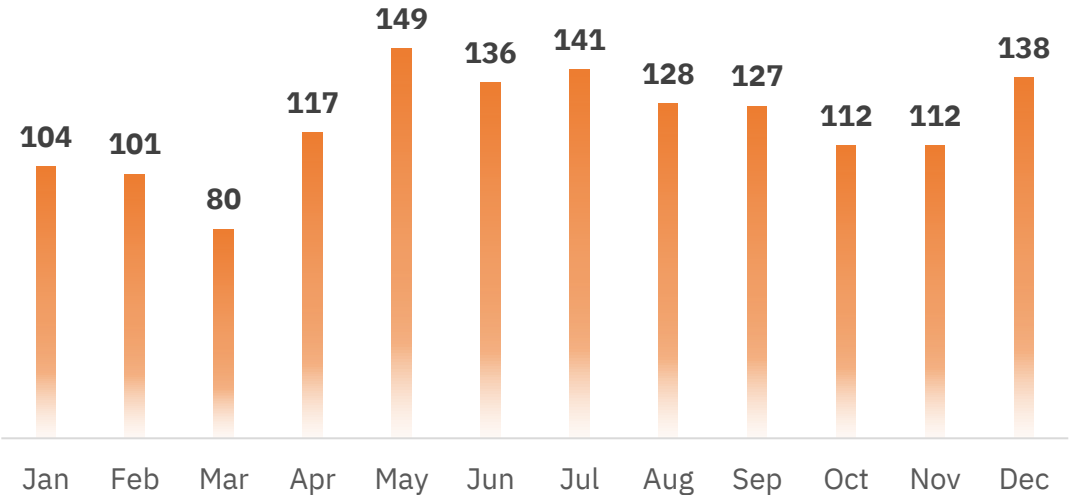


FPI Activity

NO. OF FPIS REGISTERED SINCE INCEPTION



NO. OF FPIS REGISTERED IN 2024



FPI assets country wise (\$ bn) - \$913.4 bn



USA – 364.62



Singapore – 85.86



Luxembourg – 68.60



Ireland - 52.84



Mauritius – 44.31



United Kingdom – 43.25



Norway – 32.55



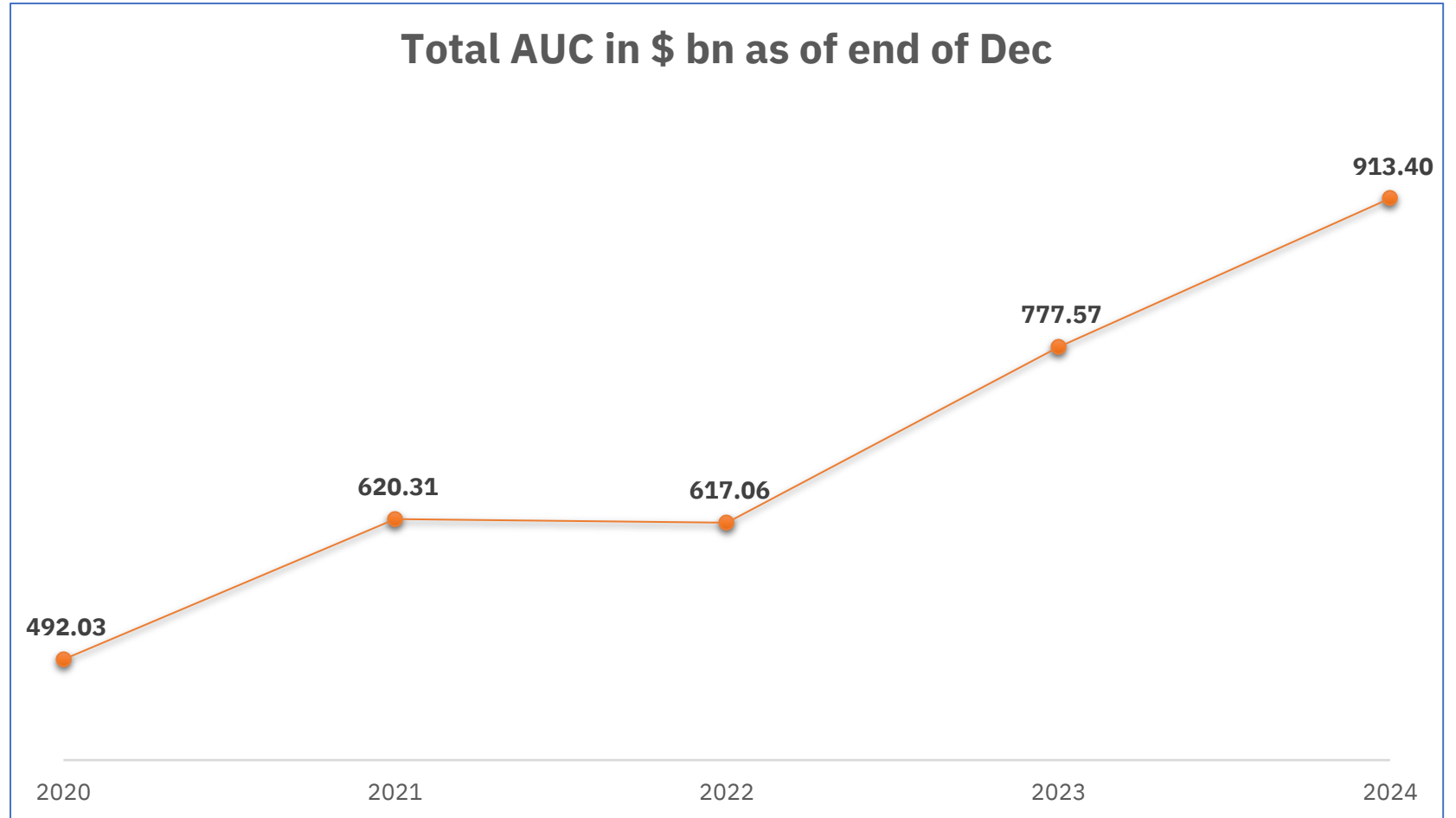
Japan – 26.91



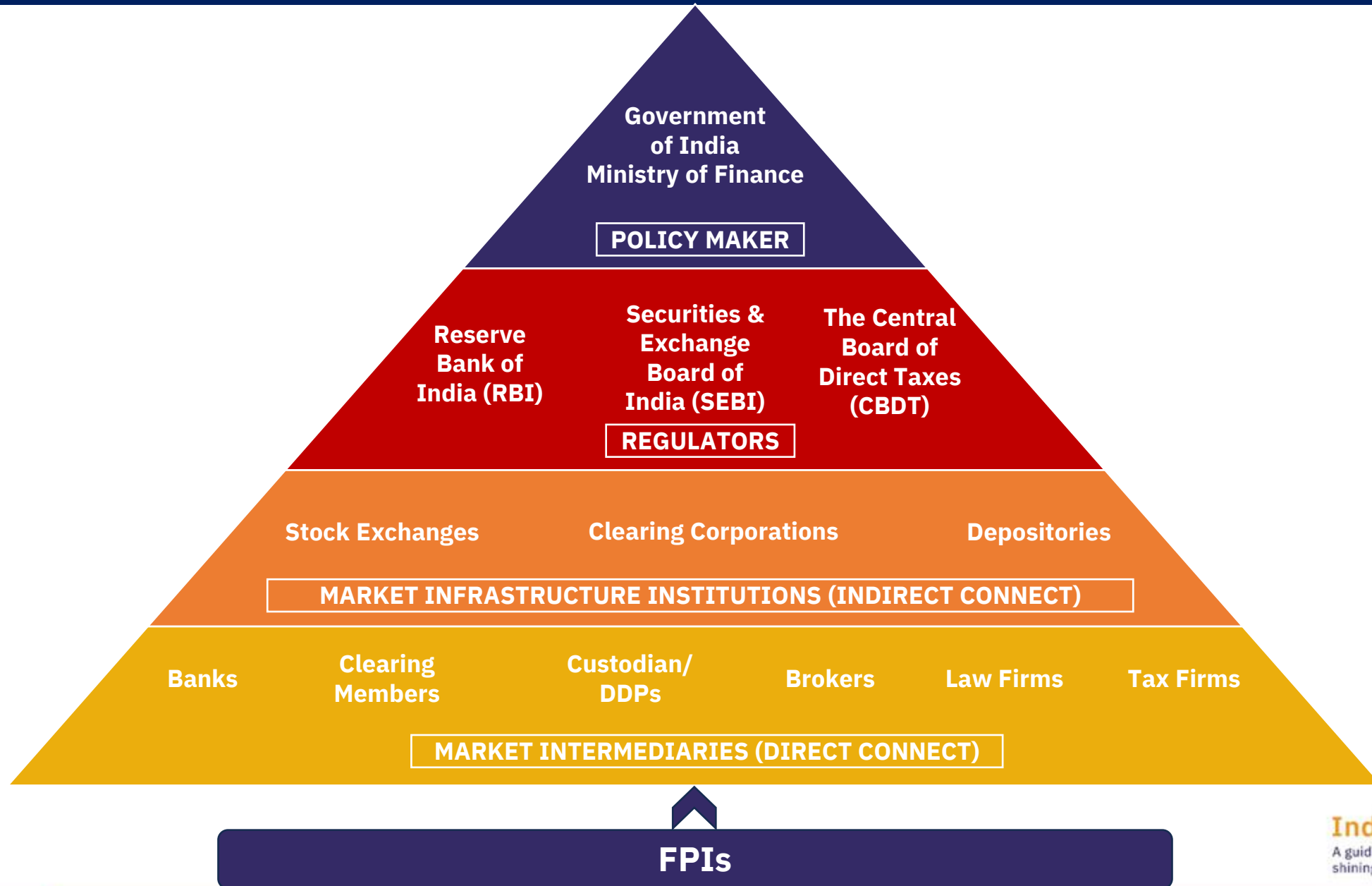
Canada – 25.18

Other – 169.3

Total AUC in \$ bn as of end of Dec



FPI Ecosystem



Intermediaries Activities

Custodian/ DDP

Registration Activities

CAF submitted through CDSL/ NSDL

Application for PAN

DDP due diligence process & KYC

Issuance of FPI registration certificate

Post- Registration Activities

Open securities/ cash account with custodian

Open De-mat account with Depository

Open CSGL account for G-Sec

Apply for CP code- for trading on stock exchanges

Upload KYC documents to central KRA

Brokers

- Onboard FPI using KYC from KRA
- Open trading account and map to PAN/ CP code
- Execute FPI trades

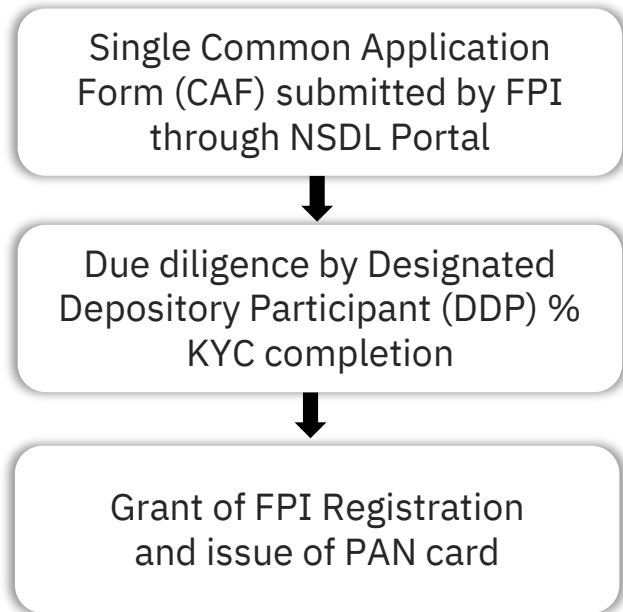
Tax Consultants

- Support in filing PAN application section of CAF
- Recording relevant retails of FPI for tax compliance
- Calculate tax liabilities

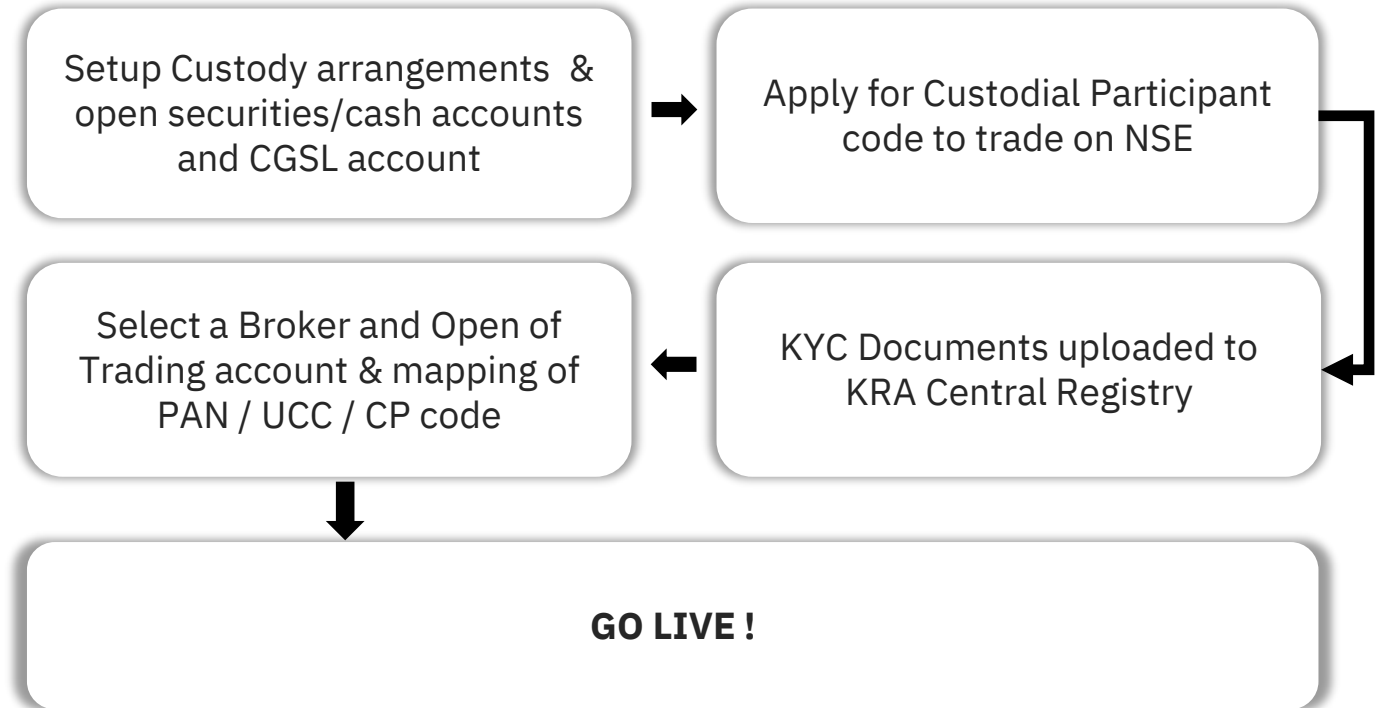
“Appropriate structures & documentation including KYC requirements and tax certifications would be advised by the respective intermediaries- Custodians, Brokerages, Tax firms. List of custodians and brokers is available NSE’s website”

FPI process to Participate on NSE

STAGE 1 Registration



STAGE 2 Account Opening & Onboarding



Regulatory Developments

EASE OF ENTRY NORMS

- ❖ **Common Application form (CAF) for getting started**
- ❖ **Grant of FPI registration based on scanned documents**
- ❖ **Acceptance of digital signature (in terms of IT Act)**
- ❖ **Permitting use of SWIFT mechanism for certification**
- ❖ **Submission of unique investor group ID by FPI applicants**
- ❖ **Common SOP put together to ensure uniformity in documentation/registration process**
- ❖ **Easier KYC norms for multiple funds coming through same Investment Manager**
- ❖ **FPI Outreach Cell**
- ❖ **Common Application Tracker Portal to check status of FPI application**
- ❖ **Modification of CAF fields enabled**

Regulatory Developments

EASE OF TRADING/ INVESTMENT

- ❖ **Faster Settlement of trades (T+1)**
- ❖ **Enabling BTST/STBT for FPIs**
- ❖ **Common Contract note across Exchanges**
- ❖ **FPIs allowed to invest in ETCD, AIF REITs, InvITs**
- ❖ **IPO: Timelines for listing of securities is reduced to 3 days from closure of issue**
- ❖ **Streamlining of taxation related issues for faster repatriation of funds**

Connect with us



FPI Investor Relationships Team



DL-FPI-BD@nse.co.in



National Stock Exchange of India Ltd.,
Exchange Plaza, C-1, Block G, Bandra Kurla Complex,
Bandra (E), Mumbai – 400 051

Important Links:

- [Market Pulse](#)
- [FPI Research Papers](#)



Scan for Website

Disclaimer : “The information and/ or content (collectively ‘Information’) have been drafted in order to ease the reader’s understanding of the subject matter. While reasonable care has been exercised to ensure that the Information is adequate and reliable, NSE expressly disclaims liability for errors or omissions in this information and material and no claims shall lie with NSE in this regard. No warranties, promises and/or representation of any kind, expressed or implied is made by NSE as to its accuracy or completeness and NSE , its affiliates and subsidiaries accept no liability of whatsoever nature for any direct or consequential loss, including without limitation any loss of profits, arising from reliance on this Information. The readers are expected to undertake their own diligence and are advised not to solely rely on this document. Any such reliance shall be at the reader’s own risk. Nothing stated herein shall bind NSE, in any manner whatsoever.”